



BERMUDA
POLICE
SERVICE

BPS Crime Statistics

Q1 2011

Authorising Officer: Commissioner M. DESILVA

Author: Analysis Unit

Date: 27-Apr-2011

Security Classification: This document is marked as **UNCLASSIFIED**. Further dissemination is permitted.



'Making Bermuda Safer'

UNCLASSIFIED

1.5 Executive Summary

The total for All Crime in Q1 2011 was **991**.

It is the **lowest quarterly crime figure since Q1 2004**.

It is the **2nd lowest quarterly crime figure since Q1 2000**.

Over the short and long term All Crime is **decreasing** mainly as a result of substantial decreases in property crime.

There were **3** murders and **2** injuries by firearms in Q1 2011.

2. All Crime

All Crime

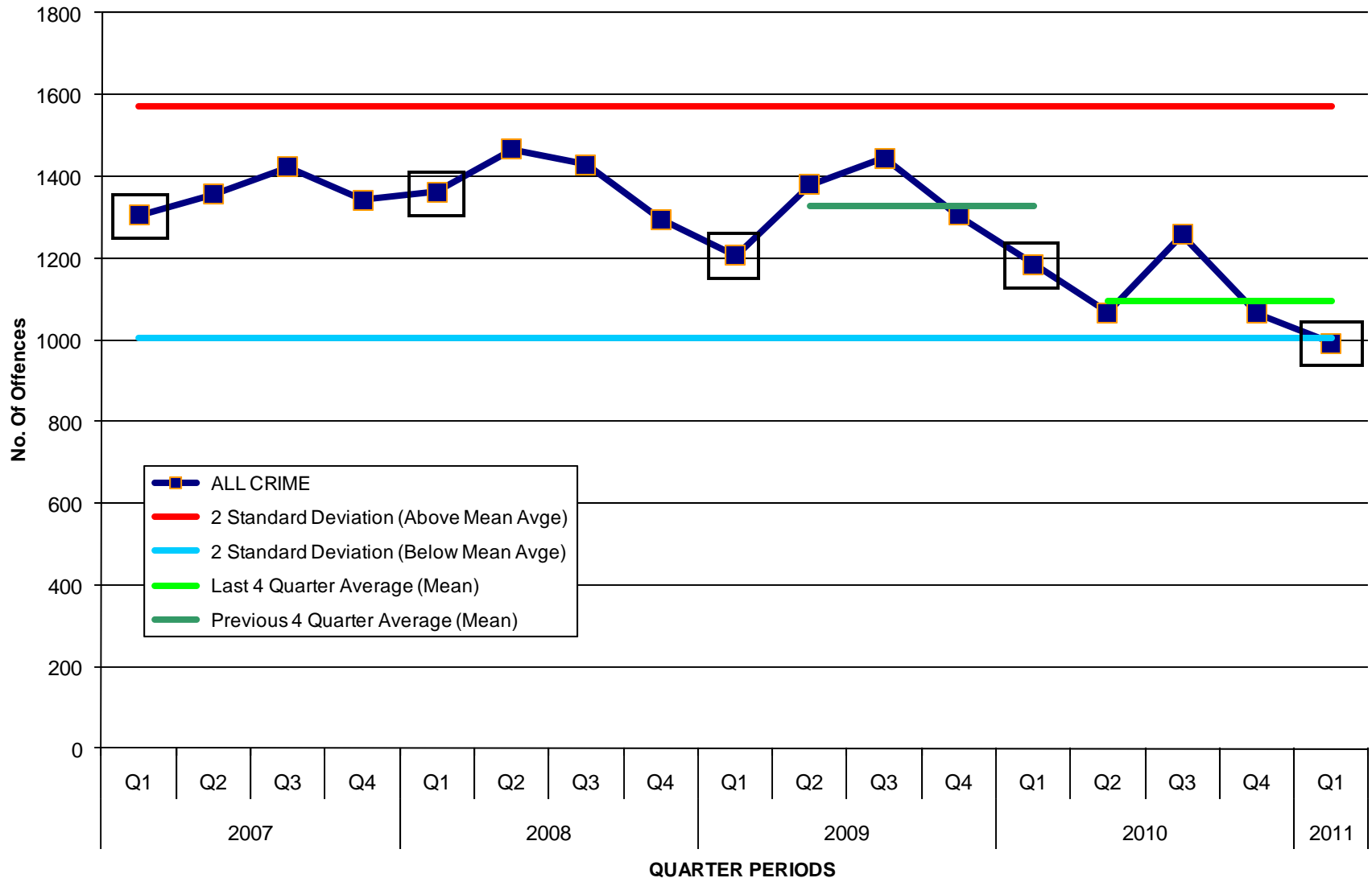
- In Q1 2011 there were **991** offences - **74** (- **6.9%**)
- **2nd lowest quarterly crime figure since Q1 2000.**

Quarter on Quarter

- Crimes Against The Person - **3** (- **1.7%**)
- Firearm Incidents - **16** (51 → 35)
- Crimes Against The Community - **1** (- **0.5%**)
- Crimes Against Property - **70** (- **10.1%**)

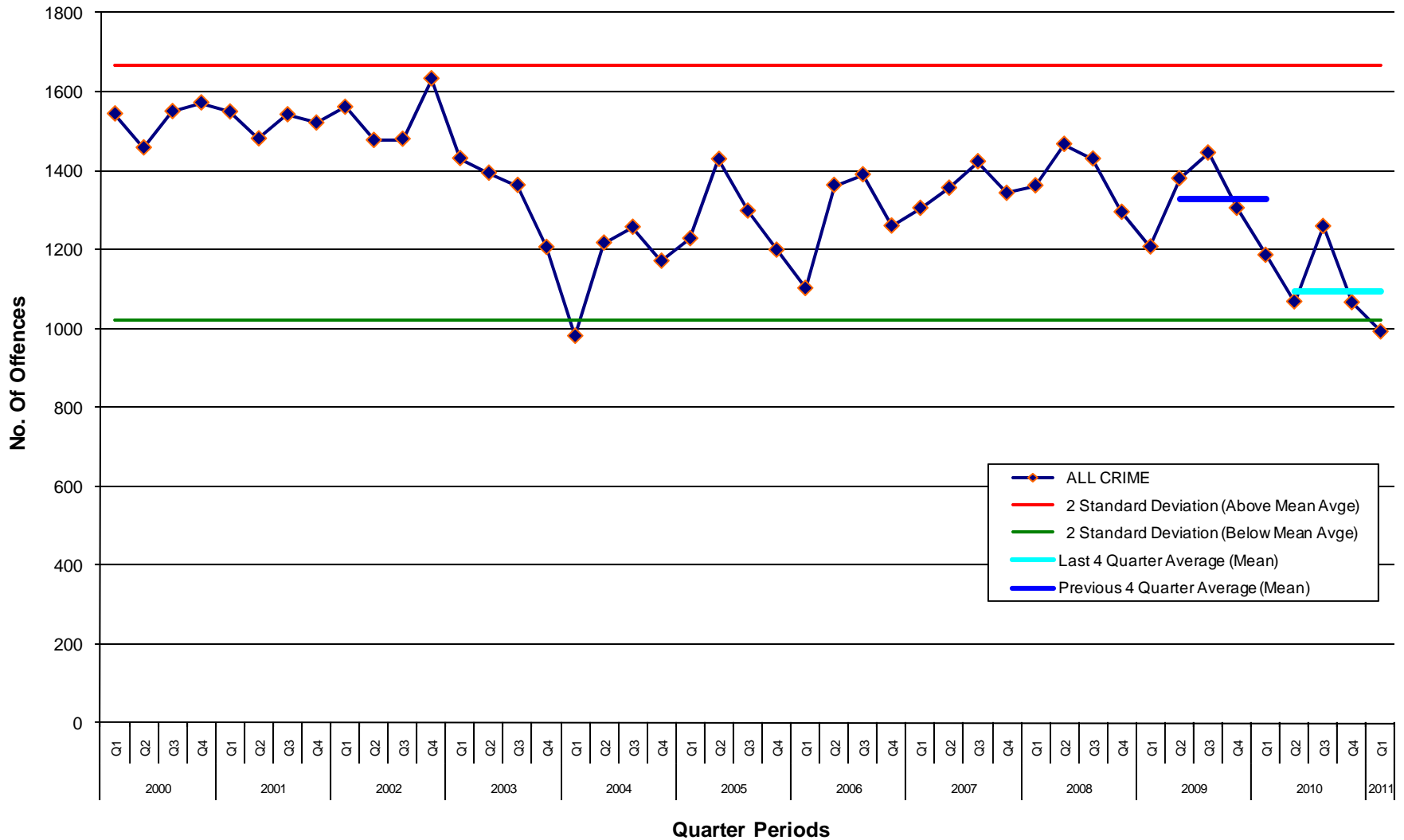
2.2 All Crime

All Crime In Bermuda By Quarter (Q1 2007 - Q1 2011)



2.2 All Crime

All Crime In Bermuda By Quarter (Q1 2000 - Q1 2011)



3. Crimes Against The Person

Crimes Against The Person

- In Q1 2011 178 offences - 3 (- 1.7%).

Quarter on Quarter

Murder +3 (0 → 3)

Sexual Assault +4 (6 → 10)

Other Assaults +6 (116 → 122)

Serious Assaults - 1 (17 → 16)

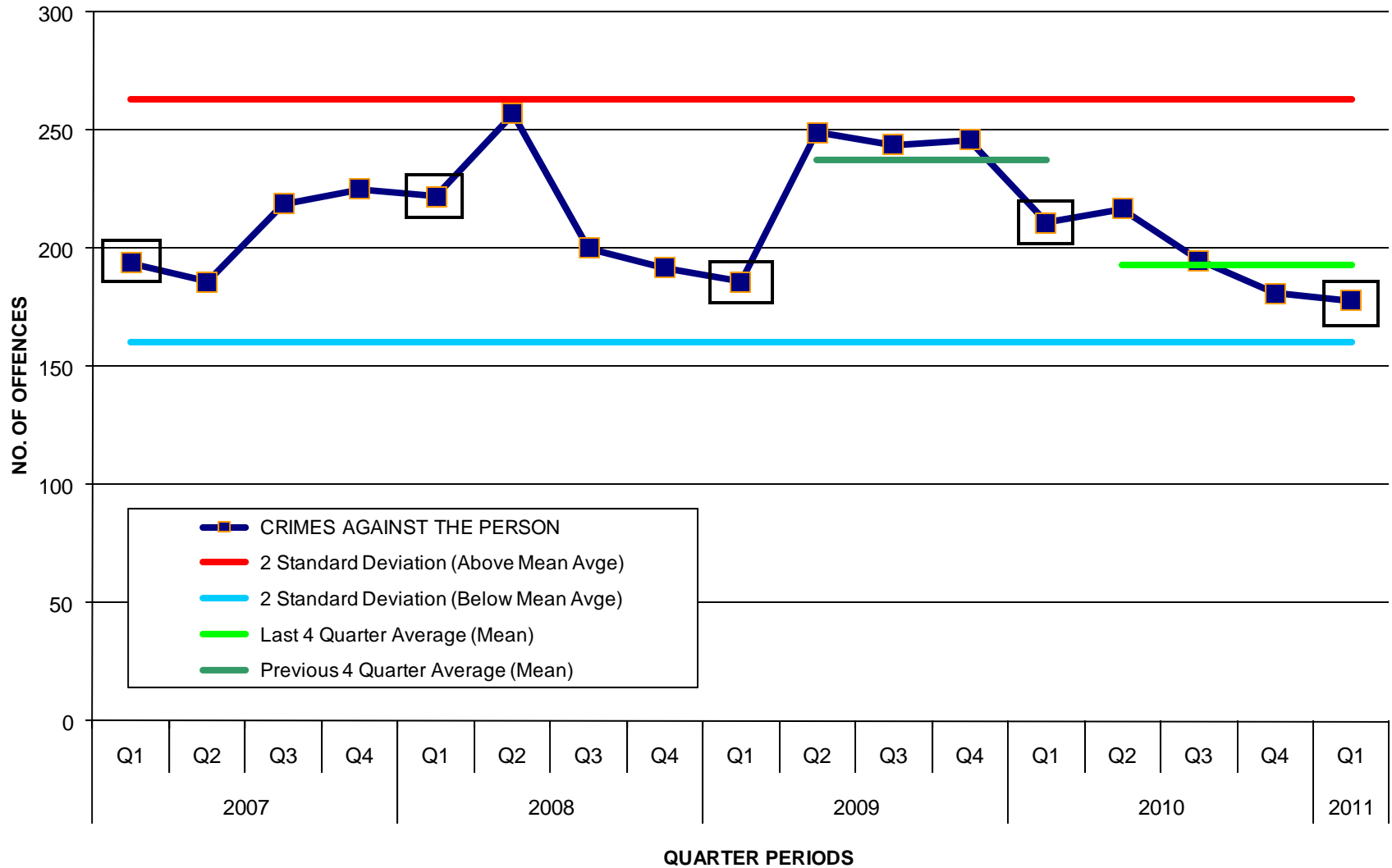
Robbery - 12 (33 → 21)

Offences Against Children - 2 (5 → 3)

Indecency - 1 (4 → 3)

3.2 Crimes Against The Person

Crimes Against The Person (Q1 2007 - Q1 2011)



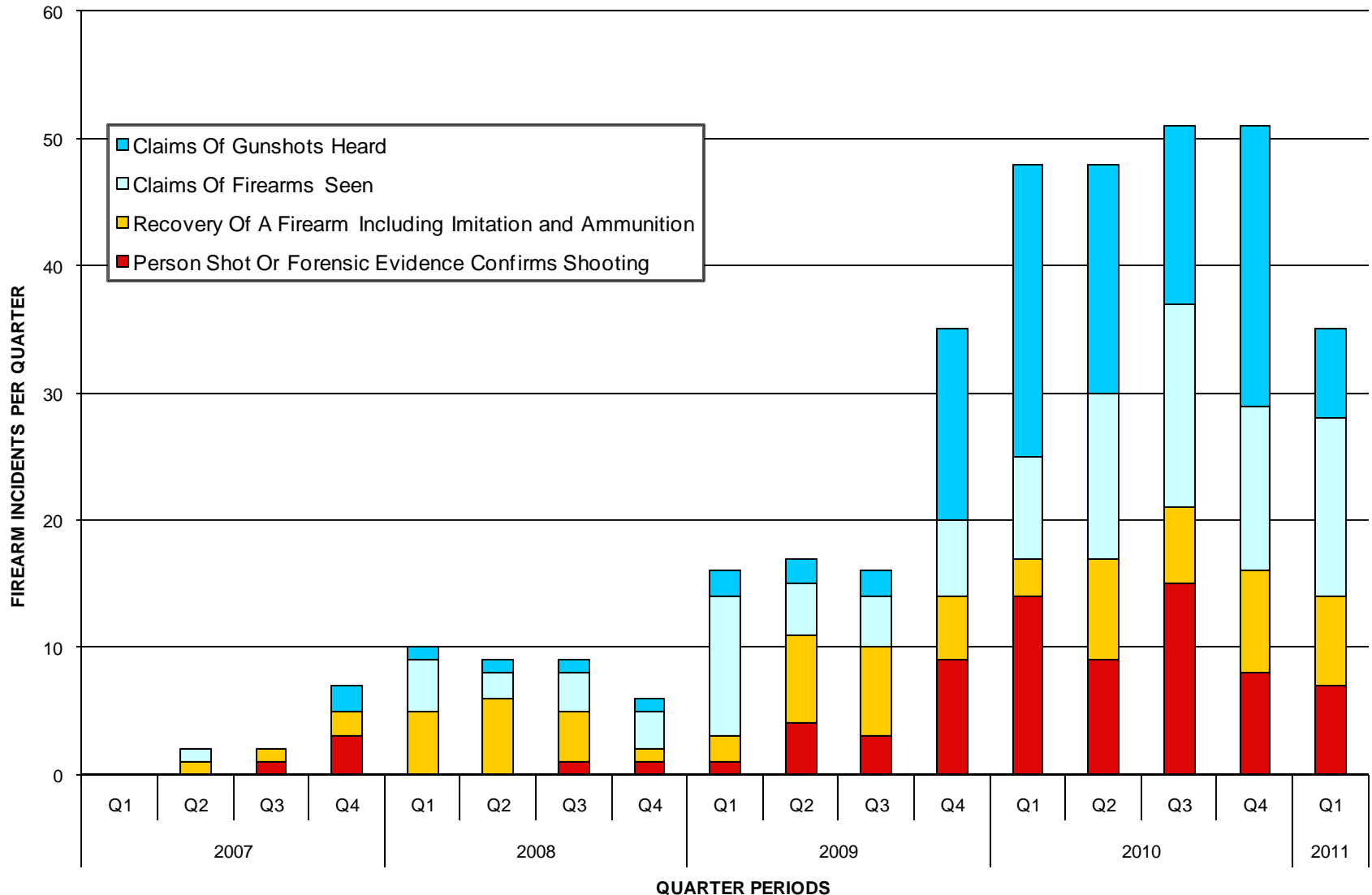
4. Firearm Incidents

Firearm Incidents

- In Q1 2011 **35** offences - **16**
- 3 fatalities and 2 injuries
- 2 firearms recovered

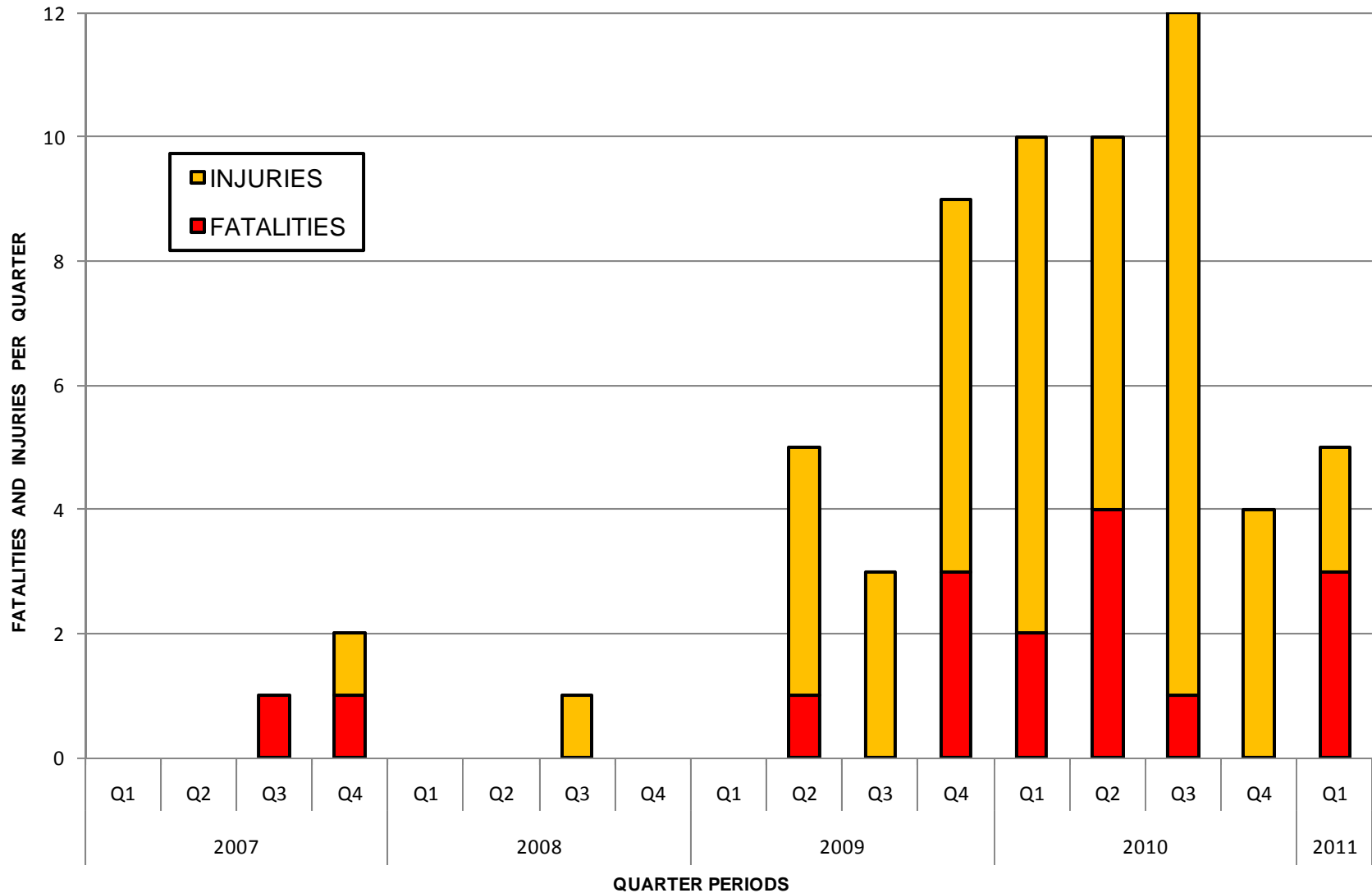
4. Firearm Incidents

FIREARM INCIDENTS IN BERMUDA BY QUARTER (2007 - 2011)



4.2 Firearm Incidents

FIREARM FATALITIES AND INJURIES IN BERMUDA BY QUARTER (2007 - 2011)



5. Crimes Against The Community

Crimes Against The Community

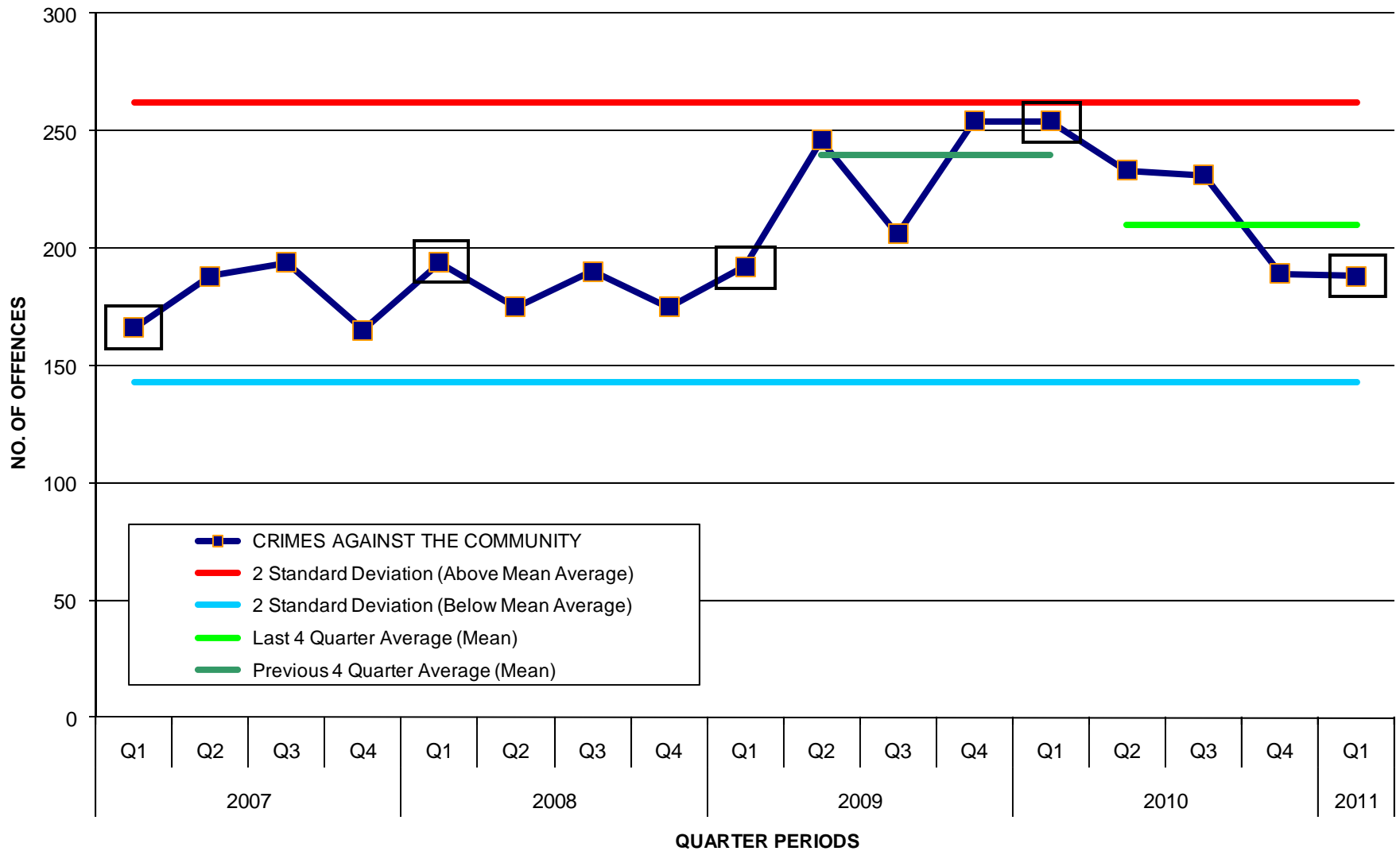
- In Q1 2011 **188** offences - **1** (- **0.5%**).

Quarter on Quarter

- Firearm Offences - **2** (27 → 25)
- Other Weapon offences + **2** (10 → 12)
- Disorder offences - **4** (36 → 32)
- Anti-Social Behaviour + **4** (114 → 118)
- Animal Offences - **1** (2 → 1)

5.2 Crimes Against The Community

CRIMES AGAINST THE COMMUNITY (Q1 2007 - Q1 2011)



6. Crimes Against Property

Crimes Against Property

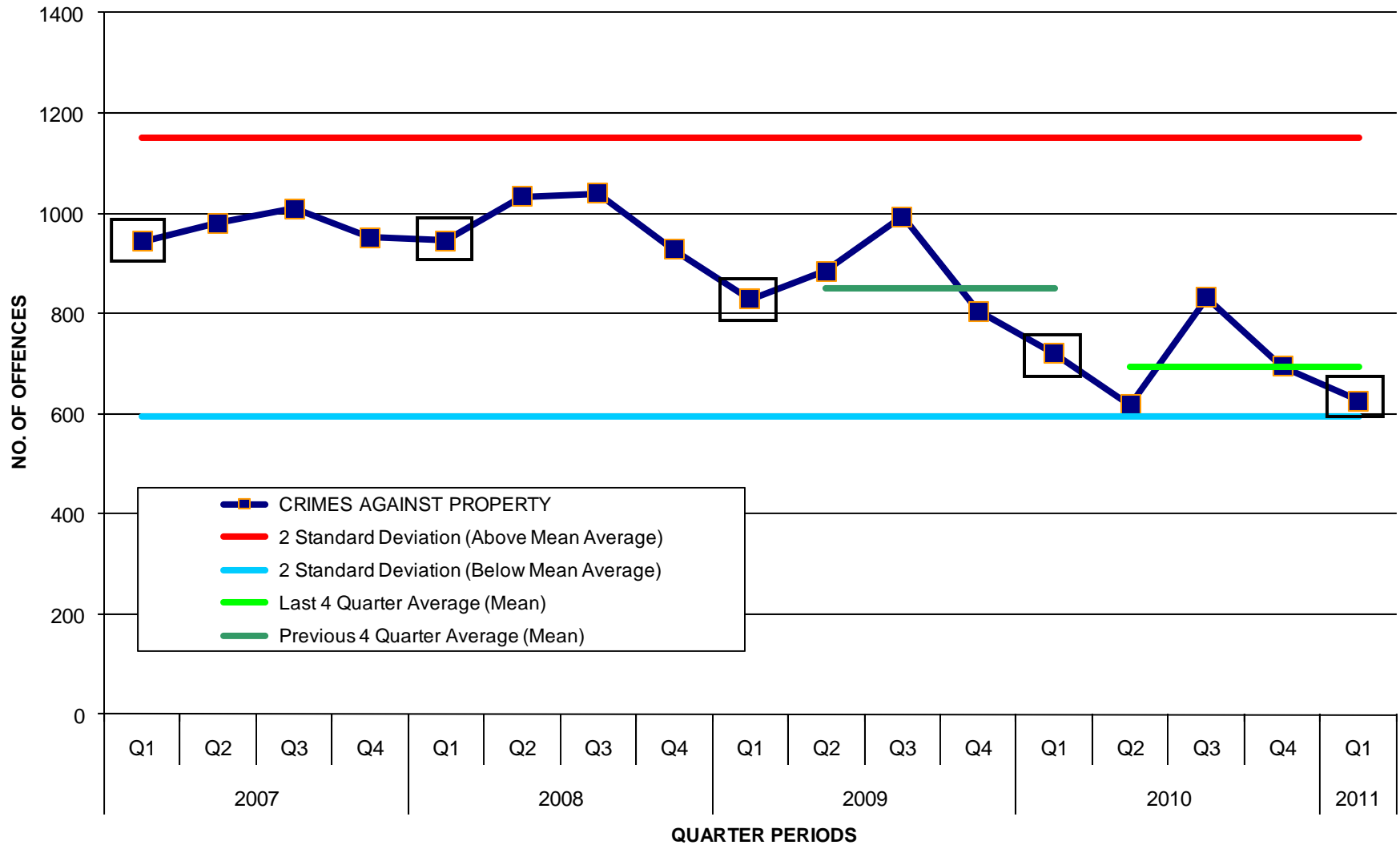
- In Q1 2011 **625** offences - **70** (- **10.1%**).

Year on Year

- Burglary Residential - **37** (115 → 152)
- Burglary Non Residential - **6** (38 → 32)
- Burglary Tourist Accommodation - **2** (5 → 3)
- Criminal Damage + **4** (71 → 75)
- Motor Vehicle Theft - **86** (222 → 136)
- Theft Of Property - **12** (202 → 190)
- Fraud and Deception - **12** (202 → 190)

6.2 Crimes Against Property

CRIMES AGAINST PROPERTY (Q1 2007 - Q1 2011)



7. Traffic Collisions

Traffic Collisions:

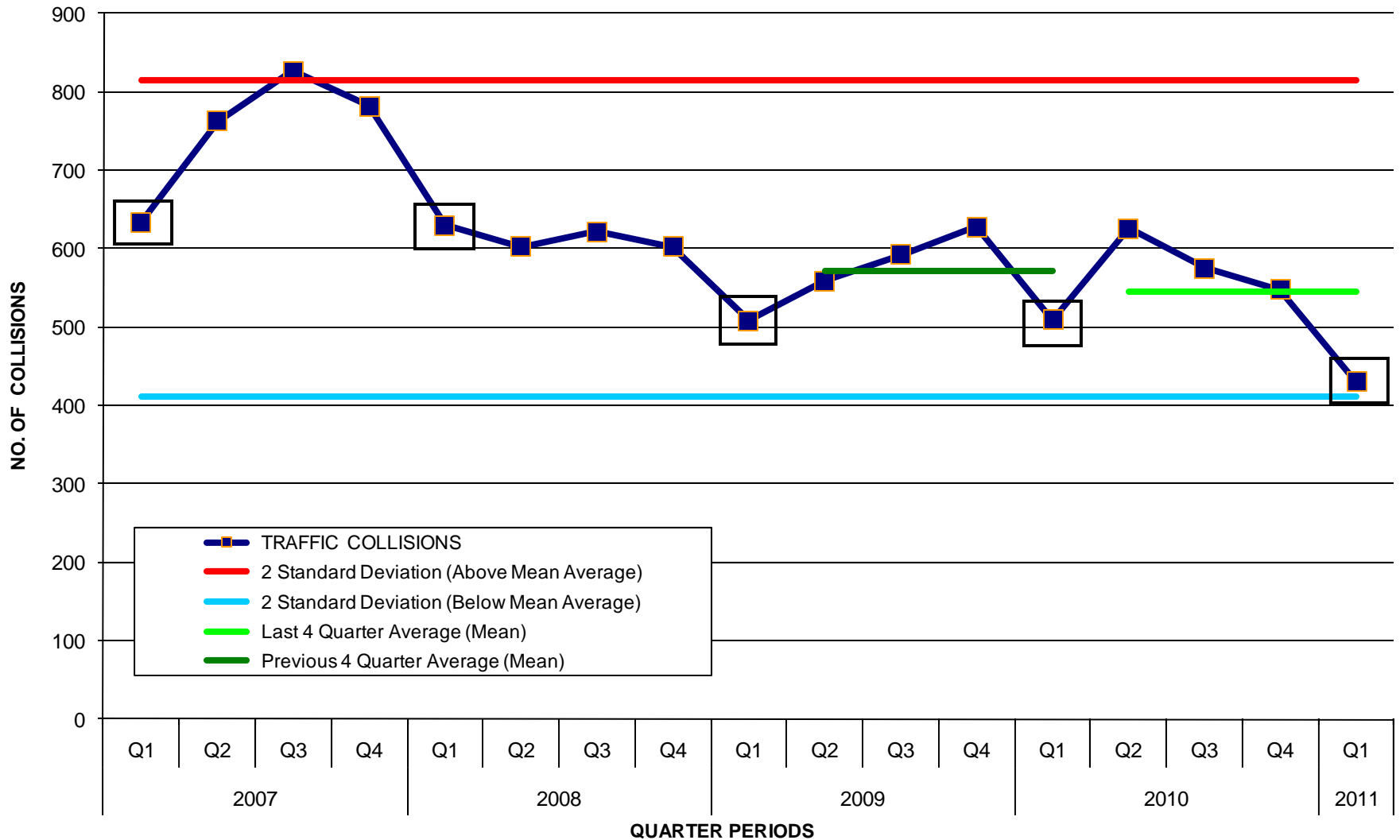
- In Q1 2011 **430 -118 (- 21.5%)**.

Year on Year

- Fatal Collisions - **4** (5 → 1)
- Serious Collisions **No Change** (37 → 37)
- Slight Injury Collisions - **62** (177 → 115)
- Damage Collisions - **52** (329 → 277)

7.2 Traffic Collisions

TRAFFIC COLLISIONS (2007 - 2011)



Police Activity

Police Activity is at an **all time high**.

Year on Year

- Calls for service **+168** (10,439 → 10,607) **+1.6%** (all time high)
- Arrests **+75** (1,202 → 1,277) **+6.2%**
- Stop & Searches **+784** (3,316 → 4,100) **+23.6%** (all time high)
- Drug seizures **+5** (234 → 239) **+2.1%**

8. Drug Enforcement

Drug Seizures

In Q1 2011 **239** drug seizures

Key Points Of Q1 2011

\$5.9 million of drugs seized

84 Kg of cannabis seized

4.2 Kg of cocaine seized

1.6 Kg of cannabis resin seized

0.1 Kg of crack cocaine seized

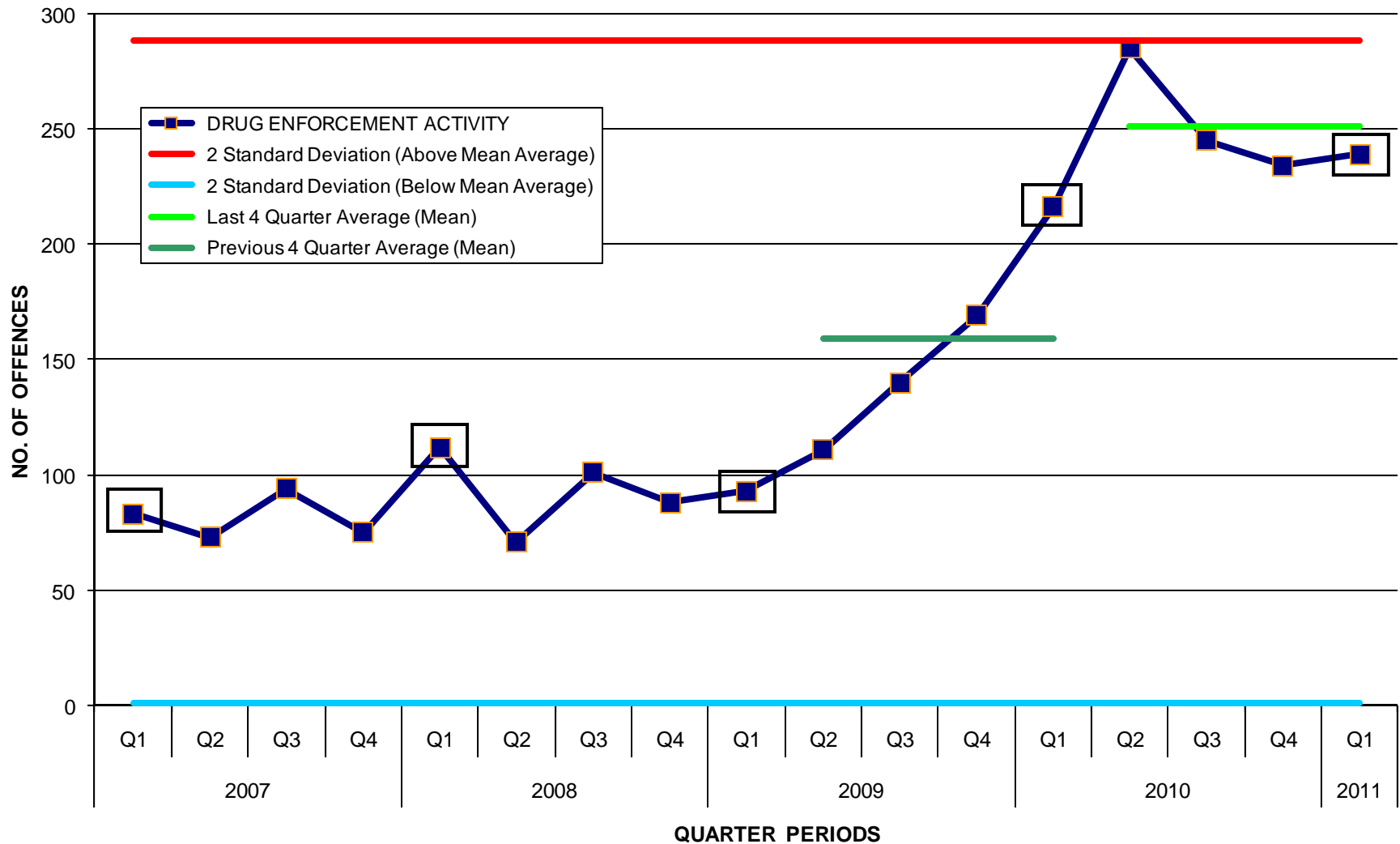
1.8 Kg of heroin seized

71 cannabis plants seized

2 ecstasy tablets seized

8.2 Drug Enforcement

DRUG ENFORCEMENT ACTIVITY (Q1 2007 - Q1 2011)



8.4 Drug Enforcement

Drug Seizures by Location, Weight and Street Value (2010)

	STREET		PORT		OVERSEAS		TOTAL	TOTAL
	WEIGHT (g)	VALUE (\$)	WEIGHT (g)	VALUE (\$)	WEIGHT (g)	VALUE (\$)	WEIGHT (g)	VALUE (\$)
COCAINE	3.2	\$752	202.8	\$47,658	4070	\$956,450	4276	\$1,004,860
CRACK COCAINE	113.62	\$35,506	0	\$0	0	\$0	114	\$35,506
HEROIN	30.91	\$8,253	79.6	\$21,253	1723.3	\$460,121	1834	\$489,627
CANNABIS	1473.3	\$73,665	77267.6	\$3,863,380	5717.44	\$285,872	84458	\$4,222,917
CANNABIS RESIN	288.5	\$28,850	1134.3	\$113,430	225	\$22,500	1648	\$164,780
CANNABIS PLANTS	71 (plants)	N/A	0	N/A	0	N/A	N/A	N/A
ECSTASY	2 (tablets)	\$100	0	\$0	0	\$0	N/A	\$100
TOTAL	1910	\$147,026	78684	\$4,045,721	11736	\$1,724,943	92330	\$5,917,691

(Of note - all weights are in grams)

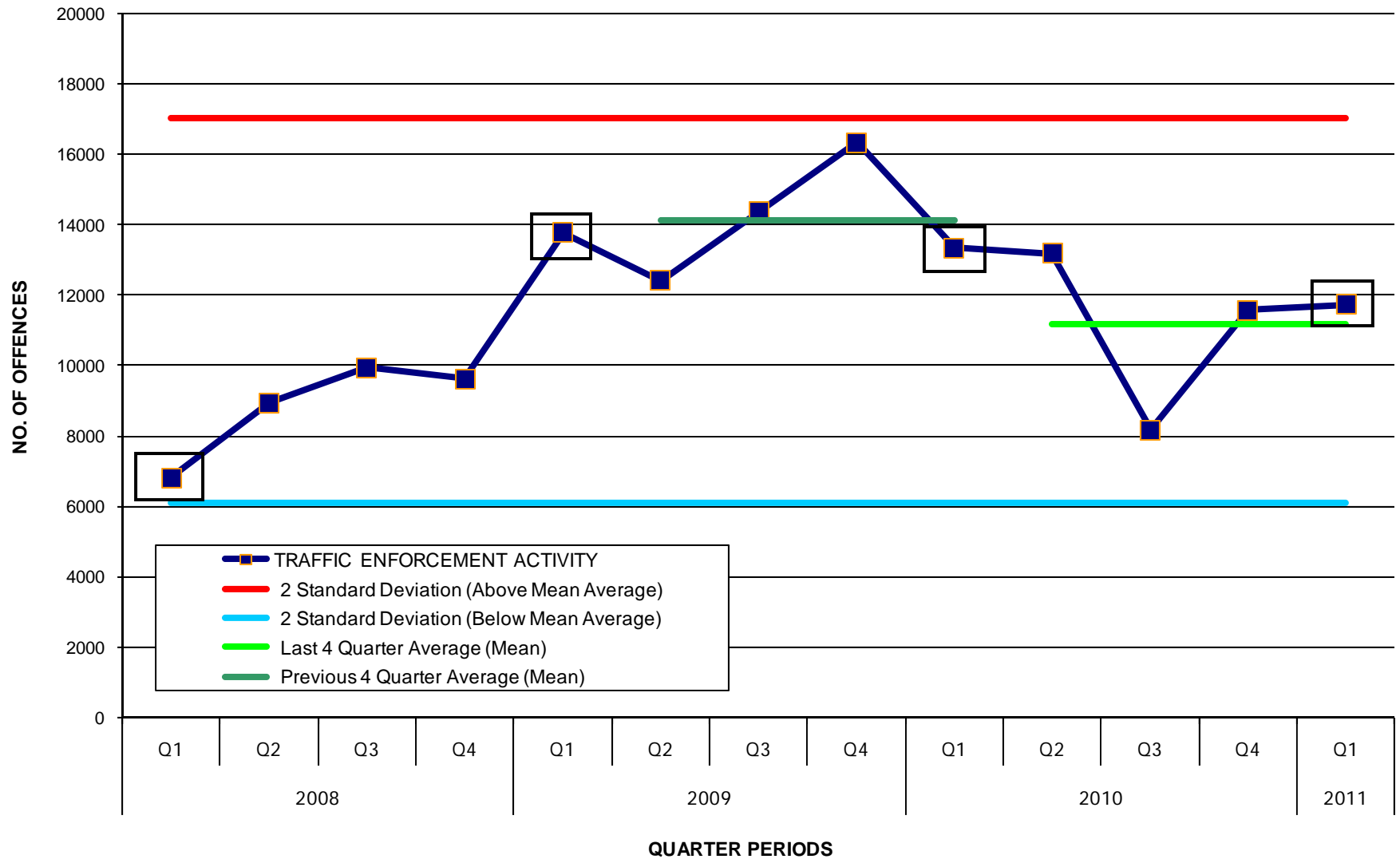
9. Traffic Enforcement

Traffic Enforcement

In Q1 2011 11,739 **+153 (+1.3%)**.

9.2 Traffic Enforcement

TRAFFIC ENFORCEMENT ACTIVITY (Q1 2008 - Q1 2011)



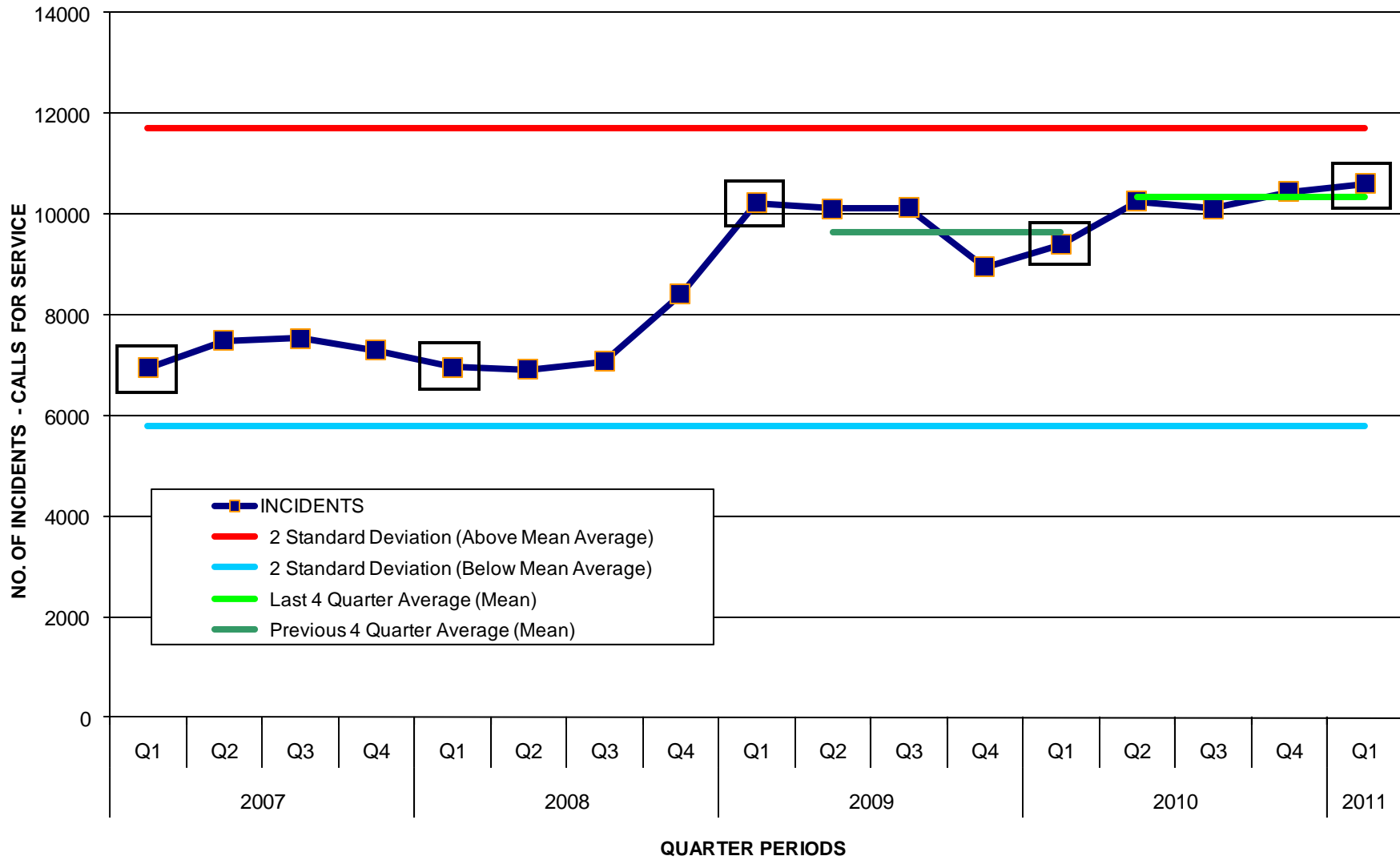
10. Calls For Service

Calls For Service

In Q1 2011 **10,607** **+168 (+1.6%)**.

10.2 Calls For Service

INCIDENTS - CALLS FOR SERVICE (Q1 2007 - Q1 2011)



11. Arrests

Arrests

In Q1 2011 1,277 arrests **+75 (+6.2%)**

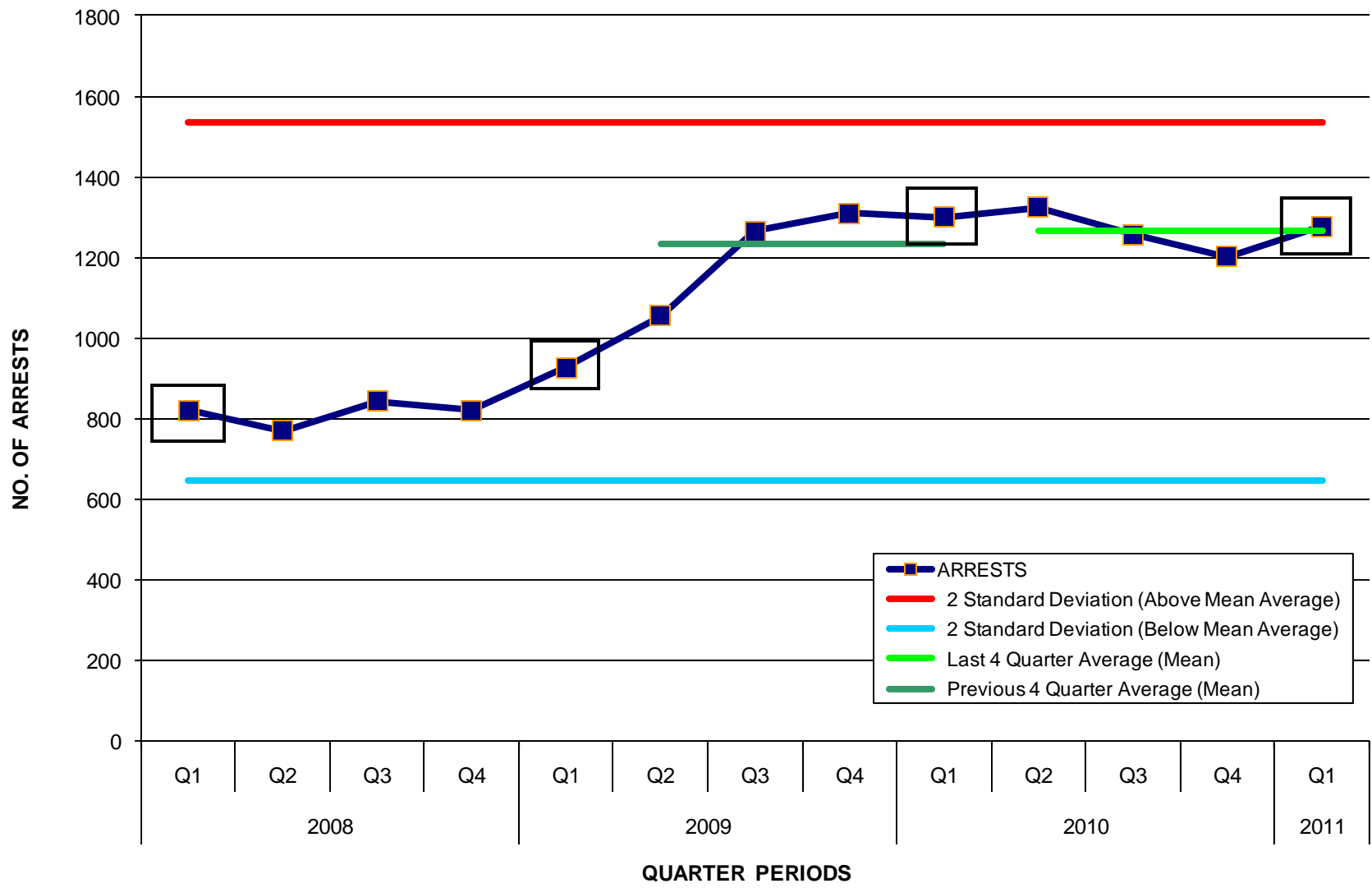
Key Points Of Q1 2011

Arrests in Q1 2011 include:

- **10** arrests for murder.
- **7** arrests for firearm offences.
- **13** arrests for serious assaults.
- **20** arrests for robbery.
- **122** offenders were arrested more than **once**.
- **2** offenders were arrested more than **4** times.

11.2 Arrests

ARRESTS - ALL OFFENCES (Q1 2008 - Q1 2011)



12. Stop & Search

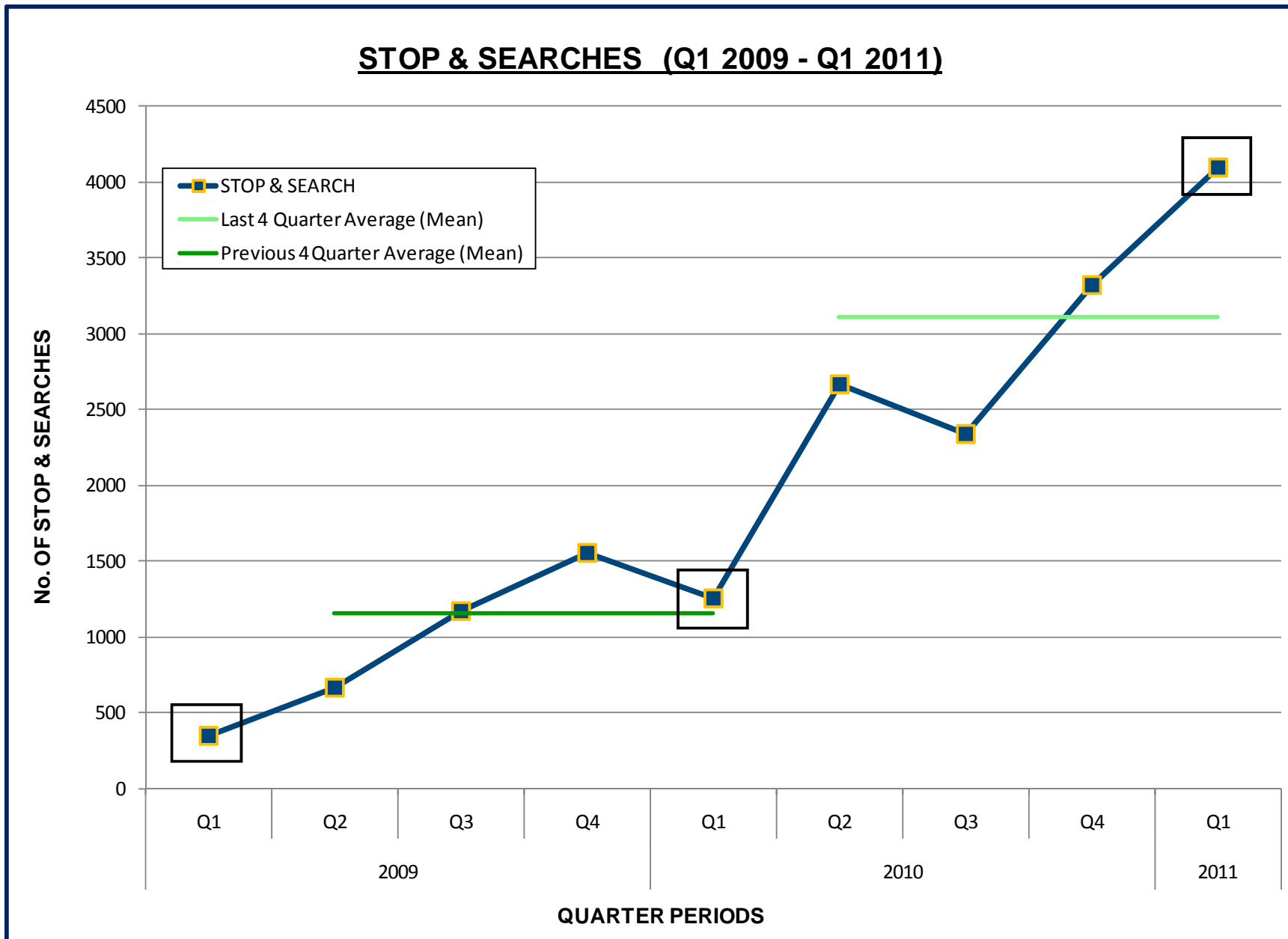
Stop and Search

In Q1 2011 **4,100 +784** or **(+23.6%)**.

Key Points Of 2010

- Stop and Searches are at an **all time high**.
- Q1 2011 is the highest quarterly figure recorded since the Police and Criminal Evidence Act (Q4 2008) was enacted.

12.1 Stop & Search



Crime Statistics (Q1 2007 - Q1 2011)

BERMUDA POLICE SERVICE - CRIME STATISTICS Q1 2007 - Q1 2011																	
	2007				2008				2009				2010				2011
	Q1	Q2	Q3	Q4	Q1	Q2	Q3	Q4	Q1	Q2	Q3	Q4	Q1	Q2	Q3	Q4	Q1
CRIMES AGAINST THE PERSON																	
Murder	0	0	2	1	0	2	1	2	0	2	1	3	2	4	1	0	3
Manslaughter	0	0	0	0	0	0	0	0	0	0	0	0	0	0	0	0	0
Serious Assaults	26	30	29	34	26	26	29	17	18	37	29	26	33	29	35	17	16
Other Assaults	119	118	124	123	117	145	117	122	106	161	162	163	146	128	126	116	122
Sexual Assault	13	7	13	7	9	16	11	3	6	6	7	9	9	17	4	6	10
Robbery	30	22	36	52	59	54	35	37	45	35	35	30	14	28	19	33	21
Offences Against Children	3	5	7	6	5	7	4	9	5	6	8	12	5	7	4	5	3
Indecency	3	4	8	2	6	7	3	2	6	2	2	3	2	4	6	4	3
CRIMES AGAINST THE PERSON (TOTAL)	194	186	219	225	222	257	200	192	186	249	244	246	211	217	195	181	178
CRIMES AGAINST PROPERTY																	
Burglary (Residential)	181	166	200	192	184	213	177	192	163	185	229	197	163	110	165	115	152
Burglary (Non Residential)	86	78	76	73	85	93	120	103	77	42	52	75	68	54	48	38	32
Burglary (Tourist Accommodation)	14	19	18	19	8	4	6	19	11	2	3	6	4	3	6	5	3
Criminal Damage	98	116	102	107	108	131	126	116	101	131	143	95	90	82	102	71	75
Motor Vehicle Theft	242	258	278	231	207	242	249	187	196	215	206	170	136	142	234	222	136
Theft of Property	245	296	288	279	298	300	323	259	233	254	298	218	203	184	215	202	190
Fraud and Deception	78	48	47	51	55	51	38	51	47	55	63	43	56	42	62	42	37
CRIMES AGAINST PROPERTY (TOTAL)	944	981	1009	952	945	1034	1039	927	828	884	994	804	720	617	832	695	625
CRIMES AGAINST THE COMMUNITY																	
Firearm Offences	1	3	2	4	5	6	3	3	4	6	11	17	30	26	37	27	25
Other Weapon Offences	27	17	24	21	22	15	23	19	16	27	18	29	16	24	24	10	12
Disorder Offences	26	29	25	27	27	26	29	29	22	37	35	34	30	40	33	36	32
Anti-Social Behaviour	112	139	142	113	138	128	133	124	149	173	141	173	177	141	135	114	118
Animal Offences	0	0	1	0	2	0	2	0	1	3	1	1	1	2	2	2	1
CRIMES AGAINST THE COMMUNITY (TOTAL)	166	188	194	165	194	175	190	175	192	246	206	254	254	233	231	189	188
GRAND TOTAL	1304	1355	1422	1342	1361	1466	1429	1294	1206	1379	1444	1304	1185	1067	1258	1065	991